

Alexa, Project Popie's Lamp

This is a Project to configure a TP-Link Wireless Light Bulb (TP-Link Smart LED Light Bulb, Wi-Fi, Dimmable, A19, Tunable White, 60W Equivalent, Works with Amazon Alexa, 1-Pack (LB120))



Project Information

- Smart Home Automation uses both Alexa and the Skill (KASA) to control the Lamp.
- Enable the KASA skill in your Alexa app. (either via computer or smart phone).
- You can use the Discover Button to find the Lamp if it is turned on.
- You can give the Lamp a name, in this case I called it Popie's Lamp.

Useful Links

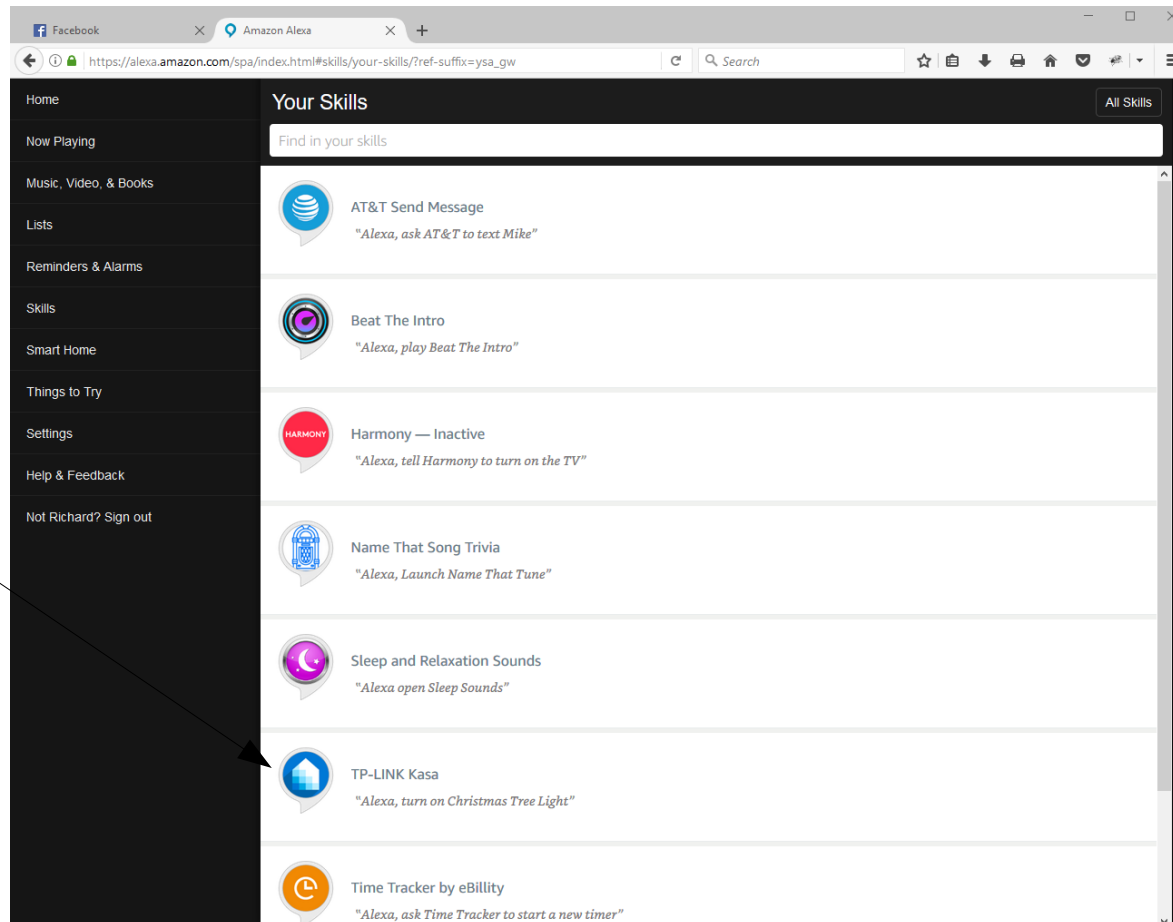
- Connect your TP-Link Kasa Device to Amazon Alexa. <http://www.tp-link.com/us/faq-944.html>
- Amazon, TP-Link Kasa
<https://www.amazon.com/TP-LINK-Kasa/dp/B01EIQX6Y8>

Alexa Home Page

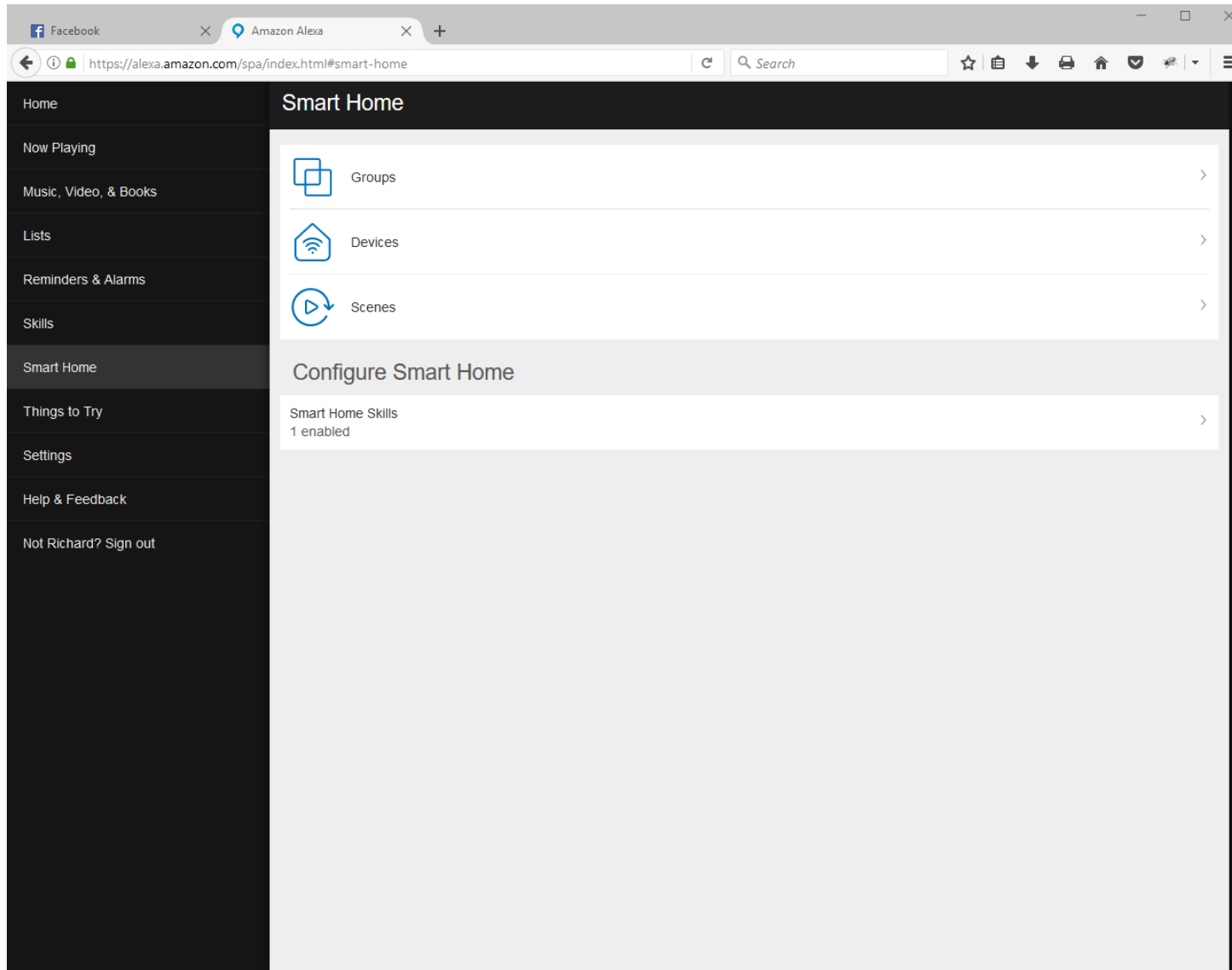
The screenshot shows the Alexa Home Page in a browser window. The browser's address bar displays the URL <https://alexa.amazon.com/spa/index.html#cards>. The page features a dark sidebar on the left with navigation options: Home, Now Playing, Music, Video, & Books, Lists, Reminders & Alarms, Skills, Smart Home, Things to Try, Settings, Help & Feedback, and Not Richard? Sign out. The main content area is titled "Home" and includes a "New This Week" section with a card for Neil Diamond. The card features a portrait of Neil Diamond, the text "Neil Diamond ALL-TIME GREATEST HITS", and "Neil Diamond Artist". Below the portrait is a button that says "Browse Amazon Music Unlimited" with a right-pointing arrow. Underneath the card is a "Voice feedback" section showing a transcript: "Alexa heard: 'play neil diamond'". Below the transcript is a question "Did Alexa do what you wanted?" with "Yes" and "No" options. At the bottom of the card is a "Remove card" button and a "Learn more" link. Below the card is a "Welcome!" section with a message: "Amazon is excited to bring you Alexa on Richard's Amazon App. Please refer to the providers' website for details on supported Alexa features and functionality. Follow the link below to customize your Alexa experience." Below the message is a "Customize Alexa" button with a right-pointing arrow and a "More" link with a downward-pointing arrow. At the very bottom of the page is a section for "Harmony — Inactive - Account Setup" with a sub-link "Harmony — Inactive".

Alexa My Skills Page

Make sure you have the KASA skill enabled.

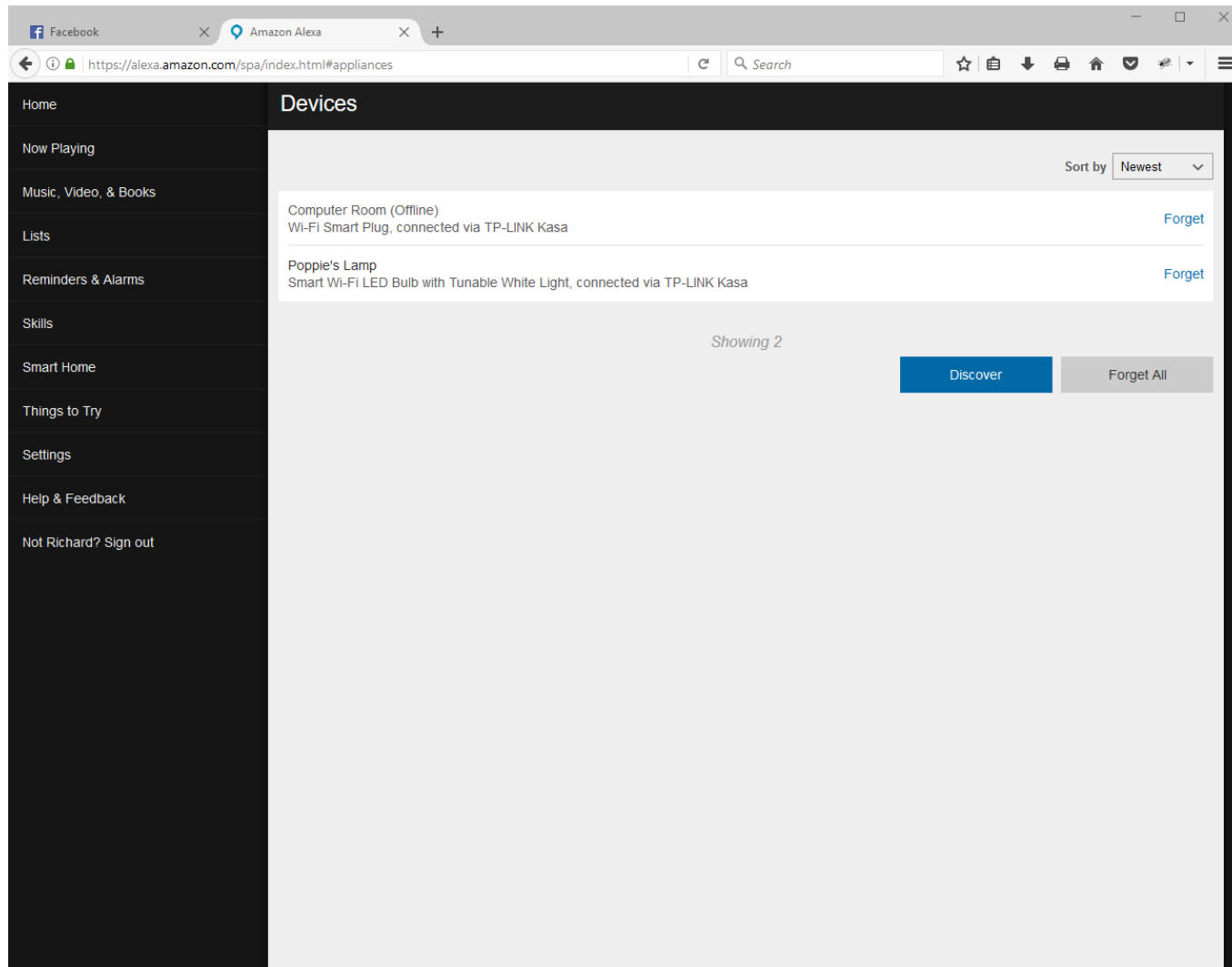


Alexa, Smart Home Page



Alexa, Devices Page

Please note I have two devices discovered in my Devices Page.



Alexa, KASA Skill Page

Home

Now Playing

Music, Video, & Books

Lists

Reminders & Alarms

Skills

Smart Home

Things to Try

Settings

Help & Feedback

Not Richard? Sign out

TP-LINK Kasa

TP-LINK
★★★★★ 1616

DISABLE SKILL

MANAGE DEVICES IN SMART HOME

Disable skill to unlink account

TRY SAYING

"Alexa, turn on Christmas Tree Light"

"Alexa, set Bedroom light to green"

"Alexa, make Kitchen light cooler"

ABOUT THIS SKILL

NEW! You can now change the color of your lights...

With the TP-Link Kasa skill and Alexa, you can now interact with your TP-Link Kasa lights and switches by voice. To get started, select the 'Enable Skill' button in the Alexa App to link your TP-Link Kasa account and discover your device(s). Find more information about connecting Smart Home devices at <http://amzn.to/291IR7u>.

When using the skill, you need to specify by name which device to use. There are two ways to define this/these name(s):

- * Use the name(s) you set up already – these are shown in the TP-Link Kasa app and can be changed, or
- * Create an Alexa group, like Bedroom or Downstairs, and add the device to the group. More information is available at <http://amzn.to/2965dCE>.

Once you know the name or group of your device(s), you can say the following:

- * If you have switches or non-dimmable lights, you can turn them on/off, for example: "Alexa, turn on my Bedroom lights".
- * If you have dimmable lights, you can change the brightness, for example: "Alexa, brighten Downstairs to 60 percent", or "Alexa, dim the Living Room lights".
- * If you have color lights, you can control colors, for example, "Alexa, set the bedroom light to orange".
- * If you have tunable white lights, you can control shades of white, for example: "Alexa, set the kitchen light to cool white", or "Alexa, make the living room warmer".

If you have any questions, please visit the TP-Link Kasa Alexa FAQ at <http://bit.ly/290clcf>.

SKILL DETAILS

- Smart Home Skill
- Rated: **Guidance Suggested**. This skill contains **dynamic content**.
- [Developer Privacy Policy](#)

CUSTOMERS HAVE ALSO ENABLED

SiriusXM
★★★★★ 937

Hue
★★★★★ 707

works with nest
Nest Thermostat
★★★★★ 689

HARMONY
Harmony
★★★★★

Alexa Commands to control Lamp:

- “Alexa, turn on/off popie’s lamp”
- “Alexa, dim/brighten popie’s lamp”
- “Alexa, brighten popie’s lamp to 60 %”
- “Alexa, set popie’s lamp to cool white/warm white”

The above are just an example, You can also use your smart phone to control the lamp.