

Win11



Contents

- Slide 3 Discussion
- Slide 4 Information Links
- Slide 5 My Desktop on my Win 11 machine.
- Slides 6 & 7 Change the Taskbar
- Slides 8 -10 Folders
- Slide 11 Final Discussion
- Slide 12 The End

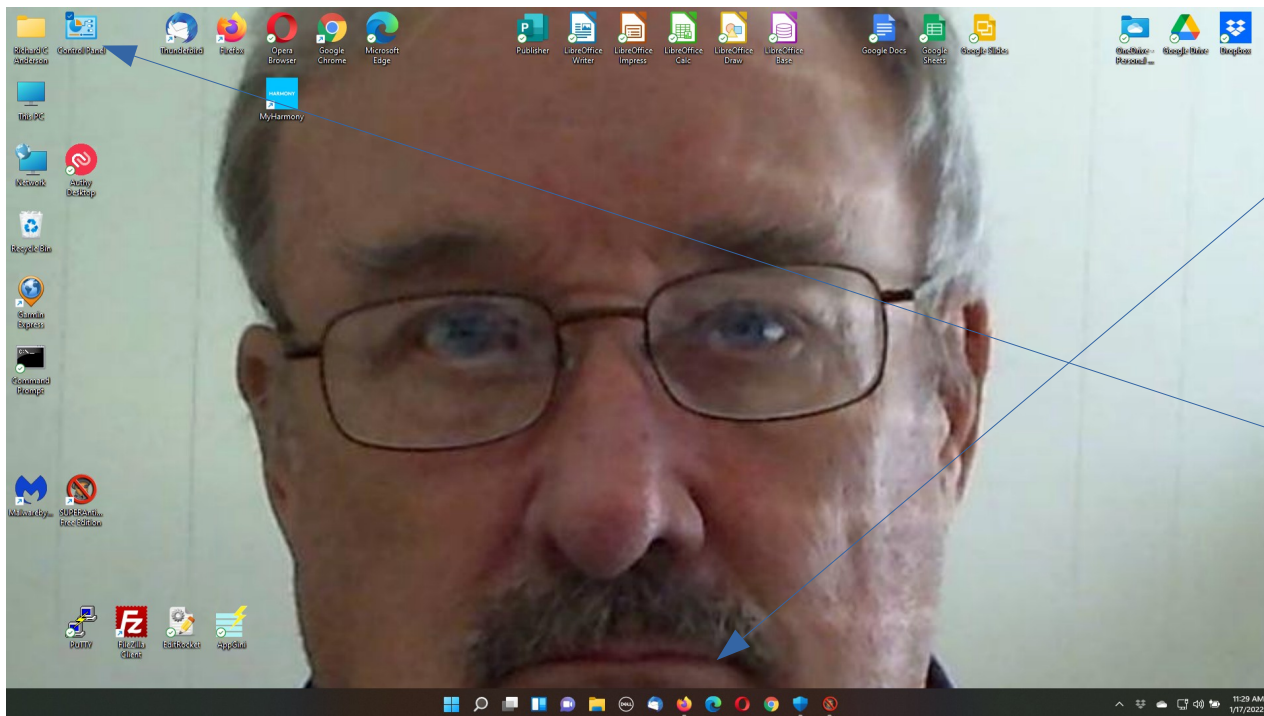
Discussion

- I have Win 11 on my Laptop and find it very usable. Almost the same as Win 10 with a few changes.
- I will show a couple of links in this presentation that you can look at for info on differences.
- I would recommend your downloading Win 11 if your machine can handle the new system. (by the way my old Win 10 machine could not, so I converted that machine to a Linux server that I needed.)

Information Links

- Here is a link from Cnet : [Compare Win 11 to Win 10](#)
- Here is a link from Techtarget: [Compare Win 11 to Win 10](#)
- I find the comments to be interesting as the installed Windows 10 machines way outnumber Apple OS but it is what it is.
- By the way I am not an Apple fan for many reasons and if you are interested, I will gladly discuss with anyone.

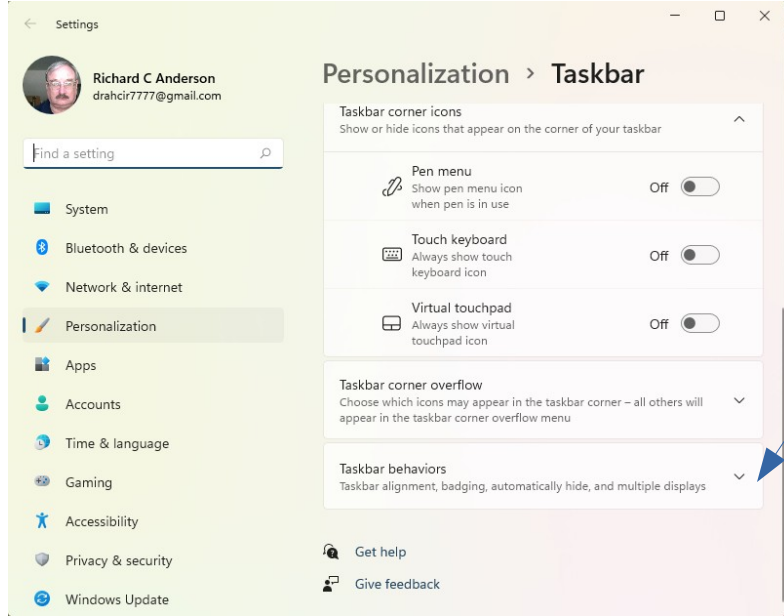
What my machine looks like



Please note that the taskbar shows icons in the Center and I have moved them to the Left.

I also used Settings, Personalization, Themes to put System Icons on Desktop and change the default Background.

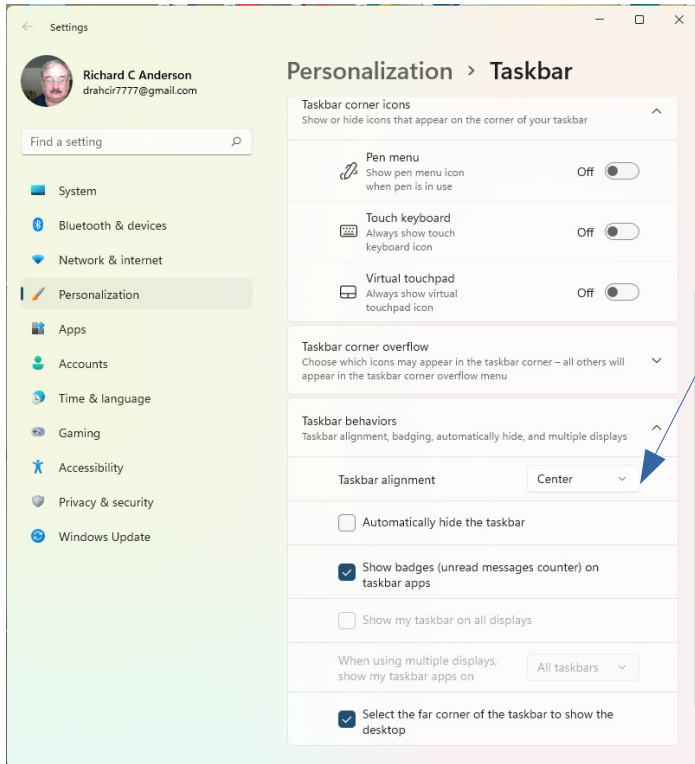
How to make change to Taskbar



Right clicking on the taskbar will give you a chance to open the settings for the Taskbar.

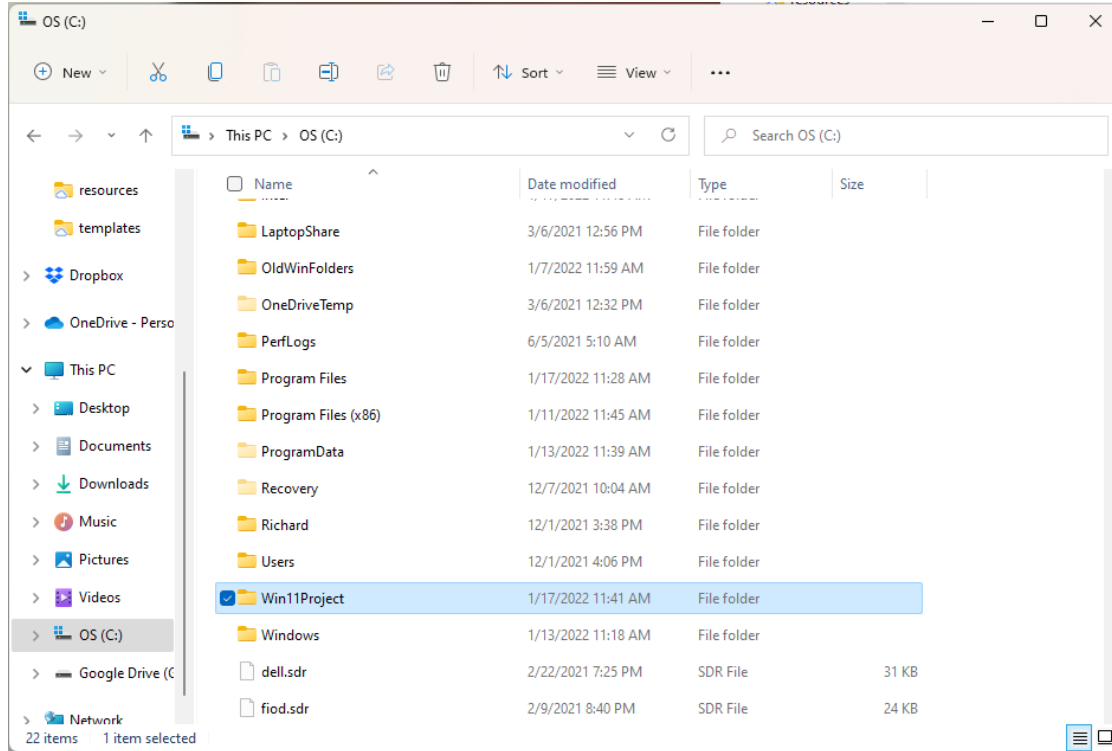
Be sure to move down on this Settings Page to change the Taskbar Behavior, but there other choices you can make here.

More on Taskbar Behaviors



The Taskbar Alignment shows Center here but I like it to the Left so I used the pull down to change it to Left.

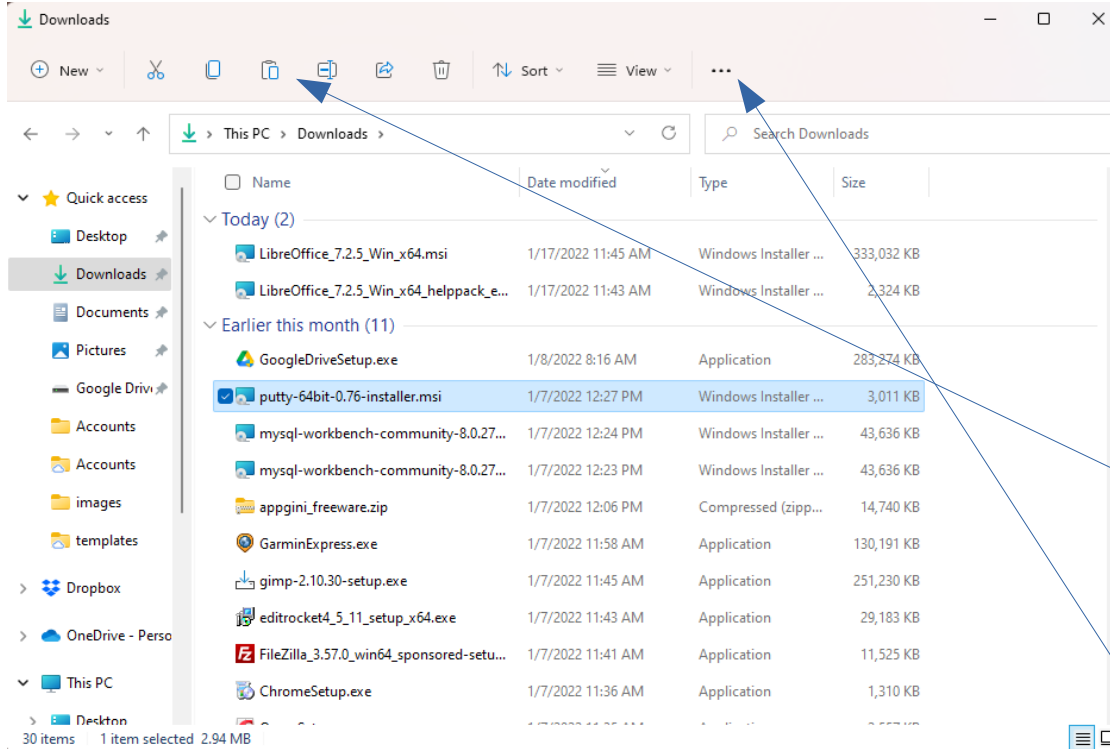
Folders are a bit Different



It took me a day or two to get used to how folders worked in Win 11.

The next few slides will show you what I found.

Folder Icons



This is what my Downloads folder looks like.

Note the icons across the top of the window.

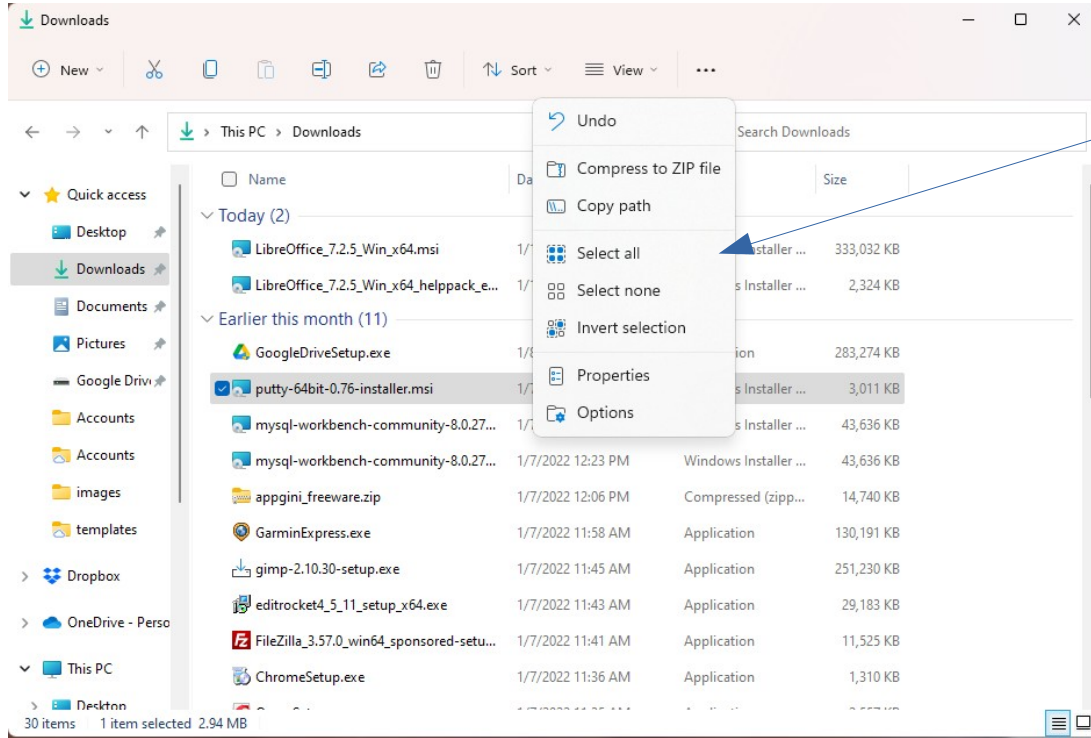
New gives you a chance to make a new app or folder.

The icons from left to right are Cut, Copy, Paste, Rename, Share, Delete

Then there is Sort to sort the folder and View that changes from a list to Icons.

Show More Icon is what I call a menu Icon.

Show More



This is where the Undo, Compress to ZIP file and others exist.

I wish the Select All had been placed on the main screen but I can live with this.

Final Discussion

- I hope this helps and if you have any suggestions for additions or changes to this presentation please use [Contact Us](#) at Ratsupport.com to express your feelings.
- I like Win 11 so far and think it is a good improvement on Win 10 but Older machines have until 2025 to be replaced :-(.
:-(.
- Another reason for me to use Linux as I have only had to change machines once and that was because 32bit machines just could not cut it anylonger.

Happy Ending



As time goes by and more information becomes available I will add more information to this Presentation.

For now this is the ending of this presentation.